



Inc. seamless Skip the Line
 "Major props to @Seamless for helping me avoid the massive lunch line."
 ORDER NOW
 #1001reasons



Inc. 5000
 SEARCH THE LIST SEE THE FULL LIST

Top Companies in the New York City Metro Area on the 2012 Inc. 5000

RANK ▲	COMPANY NAME	3-YEAR % GROWTH	REVENUE (Millions)	STATE
12	Livestream	9,143%	\$12.3 million	NY
27	Spongecell	6,316%	\$7.6 million	NY
43	OnForce Solar	5,058%	\$14.9 million	NY
47	Vitals	4,637%	\$6.4 million	NJ
56	Quantum Networks	4,330%	\$6 million	NY
100	Wall Street Network Solutions	3,029%	\$3.4 million	NJ
123	Choice Home Warranty	2,598%	\$8.4 million	NJ
132	Liazon	2,417%	\$4.5 million	NY
144	Discount Cleaning Products	2,274%	\$2.8 million	NJ
146	Likeable Media	2,225%	\$4.7 million	NY
175	Victor Securities	1,956%	\$2.7 million	NJ
178	Ajax Union	1,939%	\$2.1 million	NY
179	Refinery29	1,936%	\$8.6 million	NY
183	International Inspirations	1,901%	\$46.8 million	NY
192	Pearl Media	1,840%	\$8.2 million	NJ
199	Zenosys	1,820%	\$5.3 million	NJ
206	HappyFamily Brands	1,772%	\$34.7 million	NY
212	Vanguard Energy Partners	1,724%	\$111.2 million	NJ
216	SunDurance Energy	1,681%	\$56.2 million	NJ
240	OSB	1,498%	\$6.8 million	NJ
247	ConsumerSoft	1,449%	\$5.6 million	NY
		1,373%	\$5.3 million	NJ
		1,349%	\$4.8 million	NY
		1,319%	\$77.7 million	NY
		1,299%	\$3.3 million	NJ
		1,270%	\$8.3 million	NY
		1,233%	\$19.5 million	NY
		1,127%	\$5.2 million	NY
		1,107%	\$17 million	NY
345	Enstoa	1,091%	\$5.5 million	NY
346	Avaap	1,087%	\$5.3 million	NJ
348	Driven Local	1,072%	\$4.8 million	NY



7 Rising Stars
 How I Did It
 Subscribe to Inc.
 Print and digital access included!



THE ONLINE MBA YOU PROBABLY CAN'T GET INTO
 UNC KENAN-FLAGLER BUSINESS SCHOOL
 ADVERTISEMENT

THE BEST OF THE INC. 5000

 America's fastest growers by state, industry, metro, and much more.


STORIES OF THE INC. 5000


 Meet No.1 Oleg Firer of Unified Payments


 Guts and Optimism: What It Takes to Make the 2012 List

 Is Your Company an IT Company at Heart?

WHO ARE THE INC. 5000

 Life After the 5000: Fortune, Flameout, and Self Discovery [more](#)

 My Story: By the Inc. 5000 CEOs [more](#)

 Images of the Inc. 5000

354	Business Insider	1,055%	\$7.7 million	NY
374	Pod1	997%	\$3.9 million	NY
377	Aden+Anais	987%	\$18.9 million	NY
383	Thrillist Media Group	982%	\$32.6 million	NY
388	NetWrix	971%	\$4.5 million	NJ
390	Tiny Tots Therapy	963%	\$2.6 million	NJ
394	Teknicks	958%	\$2.5 million	NJ
437	Launchpad Advertising	854%	\$4.6 million	NY
512	Global Forwarding	745%	\$2.5 million	NJ
532	Gaffos.com	720%	\$2.4 million	NY
542	Blue Fountain Media	686%	\$10.5 million	NY
556	MEM Property Management	672%	\$2.5 million	NJ
564	Plastyc	655%	\$3.3 million	NY
579	Dynomighty Design	634%	\$4.1 million	NY
589	TekScape	619%	\$9.9 million	NY
607	Conversation	602%	\$3 million	NY
611	Complex Media	595%	\$26 million	NY
613	BabyGanics	594%	\$12.3 million	NY
624	React2Media	586%	\$6.1 million	NY
625	Legacy Converting	585%	\$7.3 million	NJ
641	UrbanDaddy	568%	\$16 million	NY
651	Shoffee	557%	\$3.8 million	NJ
656	AMMIRATI	549%	\$16 million	NY
673	United Entertainment Group	529%	\$7 million	NY
675	Trinity Solar	528%	\$138.4 million	NJ
683	TigerSpike	524%	\$13.6 million	NY
691	PCG Digital Marketing	513%	\$3.8 million	NJ
706	Rebecca Minkoff	498%	\$35.7 million	NY
708	Pfister Energy	497%	\$23.7 million	NJ
729	Salzinger & Company	481%	\$2.4 million	NY
739	Cipher Tech Solutions	472%	\$2 million	NY
740	PSKW & Associates	472%	\$362.3 million	NJ
757	AdvantEdge Healthcare Solutions	460%	\$41.9 million	NJ
765	Usablenet	452%	\$31 million	NY
766	Creative Solutions Services	452%	\$6.5 million	NY
801	Missngpieces	426%	\$2 million	NY
803	Steel Media	425%	\$7 million	NY
822	Intone Networks	415%	\$11.5 million	NJ
835	AvePoint	409%	\$46 million	NJ
836	Peeled Snacks	409%	\$2.8 million	NY
846	Mono Machines	403%	\$8.1 million	NY
848	MAINGEAR	402%	\$6.4 million	NJ
849	ACI Infotech	401%	\$2.4 million	NJ
880	BulbAmerica	376%	\$4.2 million	NY
889	KIND	372%	\$59.7 million	NY
893	PromGirl.com	371%	\$22.8 million	NY
903	Yashi	368%	\$3.5 million	NJ
906	Yodle	367%	\$88 million	NY
940	Source Mantra	344%	\$2.6 million	NJ

[more](#) ▾



Galleries: Top Women, Fastest Growers, Biggest Companies & More

[more](#) ▾



Inside the Minds of the Top CEOs

[more](#) ▾

TWITTER FEED

ARCHIVES

▶ 2011 ▶ 2010 ▶ 2009

1009	World Class Driving	314%	\$3.4 million	NJ
1079	Direct Transport Systems	293%	\$2.1 million	NY
1089	Advantage Communications Group	291%	\$4.7 million	NY
1184	WTP Advisors	266%	\$15.4 million	NY
1191	Hobart Holdings	264%	\$17.2 million	NJ
1259	House Party	244%	\$13.1 million	NY
1340	ELECTRONIC PAYMENTS	229%	\$57.7 million	NY
1365	PM Pediatrics	224%	\$11.8 million	NY
1397	Emailvision	216%	\$90.7 million	NY
1418	Society Awards	213%	\$2.5 million	NY
1443	Atlantic Metro Communications	208%	\$5.7 million	NJ
1450	Vigilant	207%	\$8.5 million	NJ
1489	Integrated Media Solutions	200%	\$9.7 million	NJ
1516	PC AGE	196%	\$3.1 million	NJ
1517	NetX	195%	\$18 million	NY
1541	VHMnetwork	192%	\$4.8 million	NY
1548	Logical Solution Services	192%	\$10.5 million	NJ
1558	Onco360	190%	\$90.4 million	NY
1566	Imagine Swimming	189%	\$4.2 million	NY